


**Features**



- Powerful, universally applicable receiver module
- Available for the frequencies 315.00 MHz, 433.92 MHz, 868.30 MHz and 916.50 MHz
- Modulation: ASK or FSK (only 868.30 MHz)
- 1 data output: TTL level
- Standard connections via pin strips in a 2.54 mm grid (also available without pin strip)
- External antenna, connected via pin strip or solder pad

**Application Notice**

- To prevent radiation of the quenching frequency via the leads
  - Power supply via filters (e.g. ferrite beads, impedance > 1.5 kOhm) and
  - Ensure good ground surfaces.
- To prevent range losses when applying several modules, keep a minimum distance of approx. 0.5 m.

**Conformity/Approval**

The receiver module RRM06 corresponds to the regulations of the R&TTE Directive 1999/5/EG, standard EN 300 220.

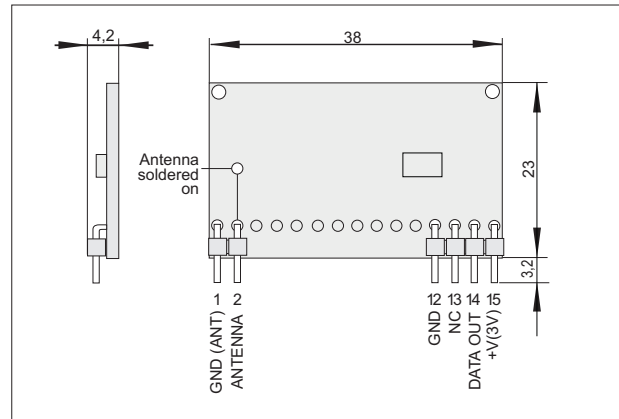


**Order Number**

433.92 MHz / ASK:

**RRM06-4101AS-01**

**Dimension and Pin Assignment**



ANTENNA	External antenna
DATA OUT	Data output (TTL level)
GND	Ground (reference potential)
NC	not connected
+V	Operating voltage (3 V DC)

**External antennas**

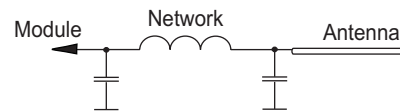
**Draht-Antennen**

Längen (l): 433 MHz: l = 230 mm

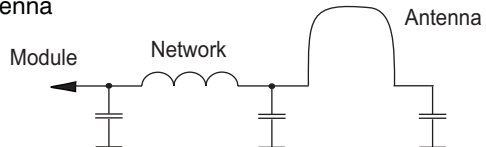
**PCB antennas**

According to the conditions on the motherboard, these antenna may be shortened and must then be equipped with adapter network. It is also possible to connect a 50 Ohm antenna via an adapter network.

Example:



**Loop antenna**



**Notice:** Do not install any ground surfaces or wiring under the antenna. Distance top side to ground or other potentials >5 mm.

**Technical data**

Parameter	Characteristic value	Unit	Remarks
Frequency	433.92	MHz	
Modulation	ASK		
Bandwidth	±1,5	MHz	
Data rate	ASK: max. 4,8	kbit/s	
Voltage supply	2,3 V - 3 V	V DC	(Battery operation possible)
Power consumption	typ. 0,8	mA	
Sensitivity	approx. 2,0	µV	△ -101 dBm
Operating temperature	-40 to +85	°C	
Dimensions	38 x 23 x 4.6	mm	
Weight	approx. 4	g	Board without pin strip (see drawing)